
DOOR CATALOGUE

2021



 JANKO
WINDOWS

DOOR CATALOGUE
2021

JANKO WINDOWS

ENTRANCE DOOR

Our entrance doors provide maximum comfort and security thanks to their quality wood material and thermal insulated glazing. Our custom-made products, which has been carried out according to your ideas, harmonize the whirl of the outside world with the peace of your home.

As part of the special structure, we equip our entrance doors with multiple draught seal, 3D adjustable door hinge, continuous lock stile, Plug Tec corner joints, foam rubber seals and EPD seals as well, which provide a robust, load bearing, highly heat and sound insulated and extremely secure solution to meet your individual needs.

Today's modern doors are fitted with multiple point security locks for protection against burglary and to achieve perfect security. Our doors are equipped with sinkable door sill free of thermal bridge closing with with double rubber seal contributing to creating a harmonious home. Our products are only made of selected, high quality base materials based on colour chosen from colour code symbol that can be either visible glaze or covering surface.

Doors of various profile can be chosen to meet the demands or the surroundings: aluminium outside - wood inside or wood on both sides Aluminium can take harsh weather changes, cold an hot extremes, UV radiation and snow whereas wood providing harmony and co-siness inside can remain eternal for the pleasure of most of us.

One thing is certain: every single piece of our manufactured products is a masterwork: a precise system built of excellent base materials.



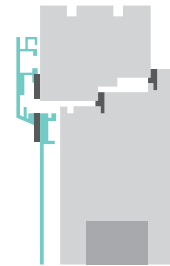
ICON LEGEND

PROFILE



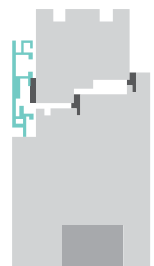
CROSS FLAT panel doors

Outdoor flush-fitting panel doors with aluminium surface and diagonal interior design, also equipped with wood covering to provide a modern appearance



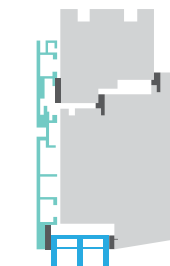
CROSS panel doors

Panel doors with diagonal interior and exterior design, external aluminium covering and wooden system on the inside.



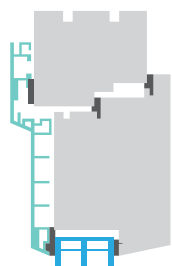
HYBRID panel doors

Outdoor flush-fitting wood panel doors with diagonal interior design and aluminium-covered frame.



CROSS FLAT panel filling design

Outdoor flush-fitting, aluminium-covered panel filling system doors with diagonal interior design and wood surface.



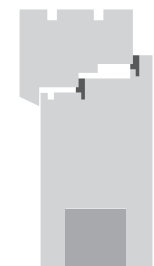
CROSS panel filling design

Panel filling structured doors with external aluminium covering and diagonal design, with diagonal design and wood surface on the inside.



BIG 92 panel filling design

Panel filling system doors with wood structure on the inside and outside, diagonal design with angular shapes.



BIG 92 panel doors

Outdoor flush-fitting panel doors with wood surface.



KS BIG outdoor flush-fitting panel doors

Outdoor flush-fitting panel doors with wood surface.



KBS BIG outdoor-indoor flush-fitting panel doors

Outdoor and indoor flush-fitting panel doors, with a clear design and wood covering

MATERIALS

WOOD MATERIALS



Spruce



Oak



Eucalyptus



Larch



Cherry tree

ALUMINIUM COLOUR SAMPLES



RAL 7016



RAL 9004



RAL 9006



RAL 9007



RAL 3004



Silva 05



Rostiges Eisen

TYPE



Panel door

Our contiguous panel doors are especially designed to be used as entrance doors, because of their harmonious appearance and special technical characteristics.



Panel filling design doors

Our panel filling design entrance doors can be made even more exciting by applying glass or sheet filling, to ensure that their style is 100% harmonious with your home.

OPENING, FUNCTIONS

Whichever style you prefer, our selection handles will let you find your perfect match. Both our handles and knobs are durable to environmental conditions. Our handle accessories make sure that your entrance door look perfect.



Knobs



Joint escutcheon plate



Stand-alone escutcheon plate

WOODEN- ALUMINIUM PANEL DOORS

The panel doors of the WOODEN-ALUMINIUM product family are specially recommended for use as main entrance doors due to their harmonious look and special mechanical characters.

The duo of wood and aluminium provides everything you may need in relation with an entrance door. Available in cross flat, cross and hybrid variations!





JANKÓ 001 ROMA



JANKÓ 002





JANKÓ 003 ROMA



JANKÓ 004 LONDON





JANKÓ 005 LONDON



JANKÓ 006




JANKÓ 007 PRAHA







JANKÓ 008



JANKÓ 009



JANKÓ 010





JANKÓ 011




JANKÓ 012





JANKÓ 013 STRASBOURG3






JANKÓ 014 STRASBOURG3



JANKÓ 015 STRASBOURG1






JANKÓ 016 PRAHA




JANKÓ 017





JANKÓ 018 ROMA



JANKÓ 019 ROMA





JANKÓ 020



JANKÓ 021





JANKÓ 022 ROMA



JANKÓ 023



JANKÓ 024





JANKÓ 025



JANKÓ 026




JANKÓ 027
HAMBURG





JANKÓ 028



JANKÓ 029





JANKÓ 030 STRASBOURG2



JANKÓ 031




JANKÓ 032





JANKÓ 033



JANKÓ 034





JANKÓ 035



WOODEN PANEL DOORS

Product family "WOODEN BIG" is characterised by shapes to regale our eyes and massive structure, which are essential furnishings of our peaceful and cosy homes.

Besides high quality structure we pay increased attention to external design elements as well: we offer wide variety of options to make you able to shape one of the most import elements of your home according to you taste: in colour, style and material use.





JANKÓ 036




JANKÓ 037






JANKÓ 038



JANKÓ 039





JANKÓ 040



JANKÓ 041





JANKÓ 042



JANKÓ 043




JANKÓ 044





JANKÓ 045



JANKÓ 046



JANKÓ 047





JANKÓ 048



JANKÓ 049





JANKÓ 050



JANKÓ 051





JANKÓ 052



JANKÓ 053



JANKÓ 054





JANKÓ 055



JANKÓ 056





JANKÓ 057



JANKÓ 058



JANKÓ 059






JANKÓ 060



JANKÓ 061



JANKÓ 062





JANKÓ 063



JANKÓ 064




JANKÓ 065







JANKÓ 066



JANKÓ 067



JANKÓ 068



JANKÓ 069





JANKÓ 070



JANKÓ 071





JANKÓ 072



WOOD-ALUMINIUM DOORS WITH FRAME INSERT STRUCTURE

The frame and outside surface of the entrance door can be ordered with aluminium cover by means of which you can both provide your door a special protective shield and make it look unique. The colour and even the surface of the two covers can be entirely different. Additionally the individual ideas can also be emphasized with closing-in-flush design on both sides or only outside. The impression is made unique by antiqued surfaces and precious wood cover, ground surfaces grain direction and copper accessories.

No matter which solution you choose, the impression is absolutely guaranteed






JANKÓ 073



JANKÓ 074



JANKÓ 075





JANKÓ 076



JANKÓ 077





JANKÓ 078




JANKÓ 079



JANKÓ 080



JANKÓ 081





JANKÓ 082



JANKÓ 083





JANKÓ 084



JANKÓ 085







JANKÓ 086



JANKÓ 087



JANKÓ 088






JANKÓ 089



JANKÓ 090



JANKÓ 091



JANKÓ 092



WOODEN DOORS WITH FRAME INSERT STRUCTURE

Besides top quality material use and high level security solutions our wooden entrance doors have gained the trust of our customers with unique solutions for favourable price.

They provide outstanding performance with special thermal insulation. They are extraordinarily durable and do not bend due to the vapour barrier on both sides. Thanks to the uniquely carved patterns and glass accessories they provide fantastic harmony between the external façade and internal area of your house.





JANKÓ 093



JANKÓ 094







JANKÓ 095




JANKÓ 096



JANKÓ 097




JANKÓ 098






JANKÓ 099




JANKÓ 100







JANKÓ 101



JANKÓ 102



JANKÓ 103





JANKÓ 104



JANKÓ 105




JANKÓ 106





JANKÓ 107



JANKÓ 108






JANKÓ 109



JANKÓ 110




JANKÓ 111





JANKÓ 112



JANKÓ 113




JANKÓ 114





JANKÓ 115




JANKÓ 116





JANKÓ 117



JANKÓ 118



JANKÓ 119





JANKÓ 120



JANKÓ 121






JANKÓ 122



JANKÓ 123



JANKÓ 124





JANKÓ 125




JANKÓ 126





JANKÓ 127



JANKÓ 128




JANKÓ 129





JANKÓ 130




JANKÓ 131






JANKÓ 132



JANKÓ 133



JANKÓ 134





JANKÓ 135



JANKÓ 136



JANKÓ 137



JANKÓ 138





JANKÓ 139



JANKÓ 140



JANKÓ 141





JANKÓ 142



JANKÓ 143



JANKÓ 144



JANKÓ 145






JANKÓ 146



JANKÓ 147



JANKÓ 148





JANKÓ 149



JANKÓ 150



JANKÓ 151




JANKÓ 152






JANKÓ 153




JANKÓ 154





JANKÓ 155



JANKÓ 156



JANKÓ 157






JANKÓ 158



JANKÓ 159




JANKÓ 160





JANKÓ 161



JANKÓ 162



Jankó Ablak has more than 30 years of experience in the market of external high quality wooden doors and windows. It offers high quality, innovative and exclusive solution to each individual demand to make your home the most beautiful precious stone of the neighbourhood.

WWW.JANKOWINDOWS.IE

SHOWROOM LOCATED AT:
ENNISKERRY ROAD - SLATE CABIN LANE
SANDYFORD
DUBLIN 18.

Phone: +352 87 775 9204
e-mail: info@janko.ie
Facebook: [jankowindows](https://www.facebook.com/jankowindows)
Instagram: [jankowindows_irl](https://www.instagram.com/jankowindows_irl)
